



SUFFOLK  
PUBLIC SCHOOLS

#SPSCreatesAchievers



# Advanced Instruction Updates

November 14, 2024

#SPSCreatesAchievers



Suffolk Public Schools

# Advanced Instruction and World Languages

**Advanced Placement**

**Dual Enrollment at Paul D. Camp Community College**

**Gifted and Talented Education**

**Governor's School for the Arts (GSA)**

**International Baccalaureate (IB)**

**Project Lead The Way (PLTW) Biomedical Sciences**

**Project Lead The Way (PLTW) Engineering**

**The Center for Performing and Production Arts (CPPA)**

**World Languages**

**PSAT NMSQT and PSAT 8/9 Administrations**

**Honor Clubs and Societies**

**Seal of Biliteracy**

**Summer Residential Governor's Schools (SRGS)**

**Governor's World Language Academies (GWLA)**

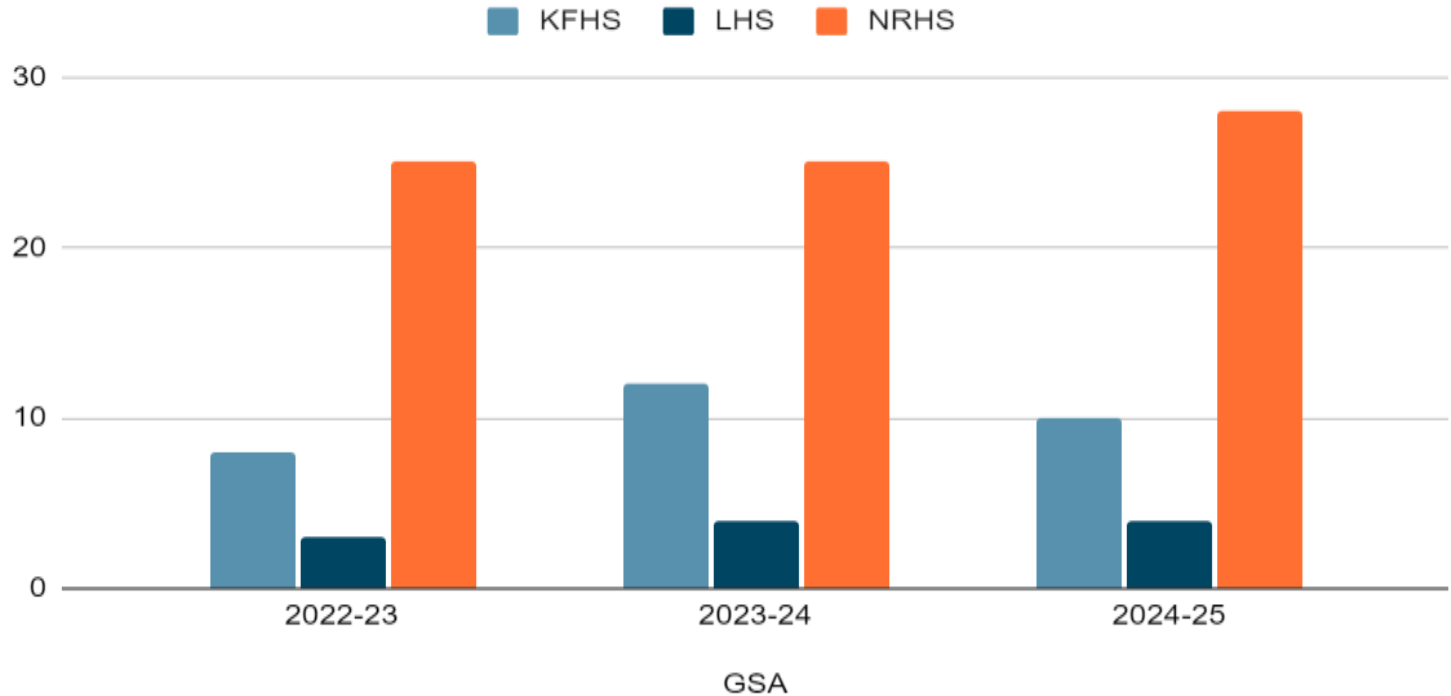
**Camp LAUNCH at William and Mary**

# Grade 2 Screening and Gifted Eligibility 2023-2024

- **Second grade students screened - 1086**
- **QUEST referrals - 238 Total (grades 3-8)**
- **257 students found eligible for QUEST (grades 2-8)**
- **During the 2023-2024 School Year: 1285 Gifted Students**
  - **751 Total identified QUEST students (3-8, GIA)**
  - **534 Total Gifted Students (GIA and VPA)**
- **Demographic Data:**
  - **686 Male; 589 Female; 10 Unidentified**
  - **37 Asian; 433 Black; 95 Hispanic; 605 White**
  - **115 Two or more races**

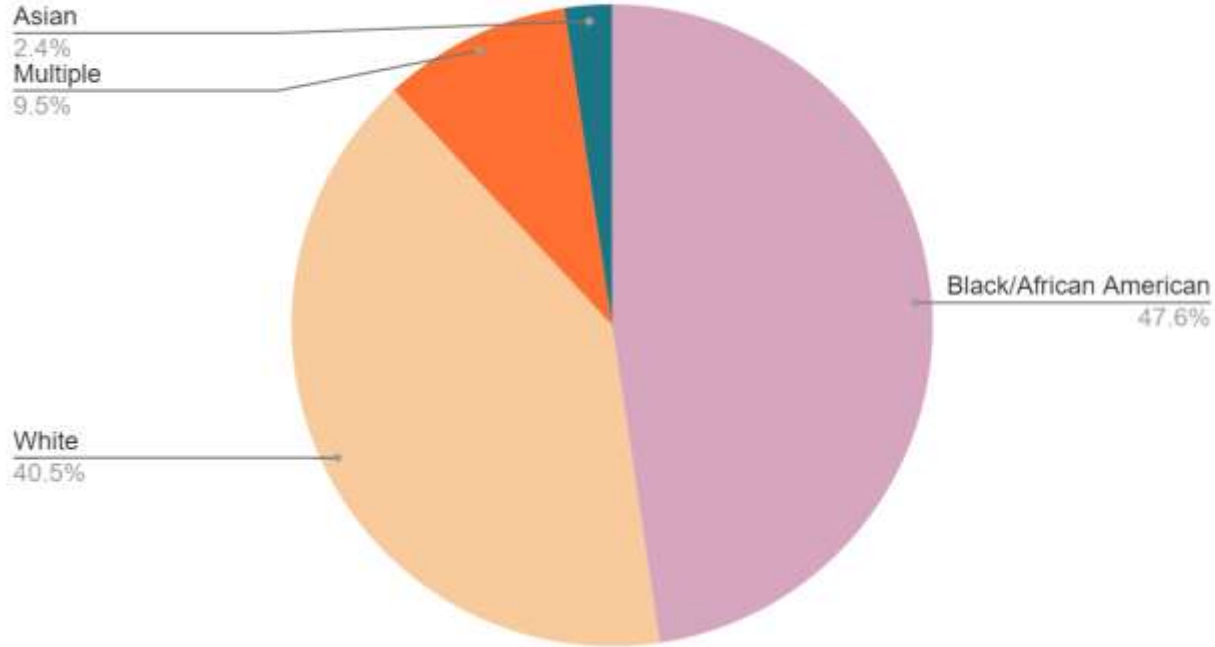


# Governor's School for the Arts Enrollment



# Governor's School for the Arts Demographics

GSA Ethnicity



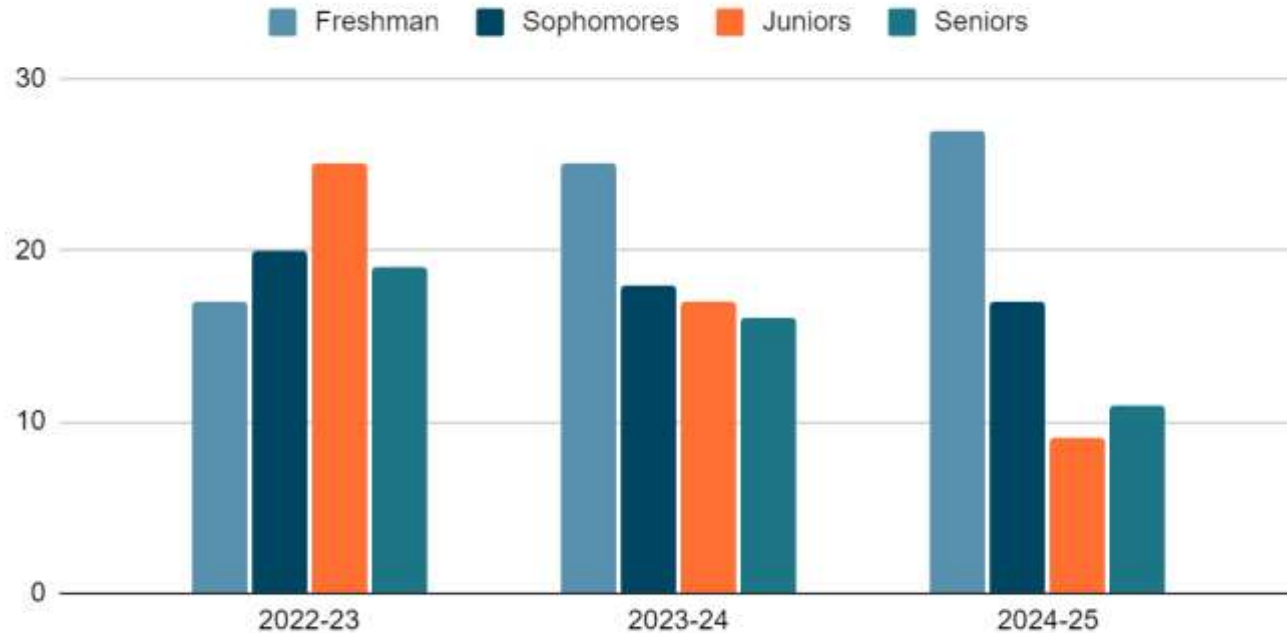
**GSA Gender: 76.2% Female; 23.8% Male**

# International Baccalaureate Enrollment

- **2022-2023 School Year:**
  - 37 Pre-Diploma Students (Grades 9 & 10)
  - 44 Diploma Students (Grades 11 & 12)
  - 19 Seniors
- **2023-2024 School Year:**
  - 43 Pre-Diploma Students (Grades 9 & 10)
  - 33 Diploma Students (Grades 11 & 12)
  - 16 Seniors
- **2024-2025 School Year:**
  - 44 Pre-Diploma Students (Grades 9 & 10)
  - 20 Diploma Students (Grades 11 & 12)
  - 11 Seniors
- **Total diploma awards under Mrs. Barnard's tenure:**



# International Baccalaureate Enrollment Continued...



# Project Lead the Way Engineering Enrollment

## 2022-2023 School Year: 81 Total Students

- 24 Freshmen
- 20 Sophomores
- 20 Juniors
- 17 Seniors

## 2023-2024 School Year: 87 Total Students

- 24 Freshmen
- 23 Sophomores
- 20 Juniors
- 20 Seniors

## 2024-2025 School Year: 85 Total Students

- 24 Freshmen
- 21 Sophomores
- 23 Juniors
- 17 Seniors





# Project Lead the Way Biomedical Sciences Enrollment

## 2022-2023 School Year: 57 Students Total


- 20 Freshmen
- 17 Sophomores
- 9 Juniors
- 11 Seniors

## 2023-2024 School Year: 59 Students Total

- 20 Freshmen
- 15 Sophomores
- 15 Juniors
- 9 Seniors

## 2024-2025 School Year: 69 Students Total

- 20 Freshmen
- 19 Sophomores
- 16 Juniors
- 14 Seniors





# The Center for Performing and Production Arts

@LAKELAND HIGH SCHOOL

## 2022-2023 School Year: 34 Students Total

- 14 Music Technology
- 11 Vocal Music
- 9 Instrumental

## 2023-2024 School Year: 46 Students Total

- 15 Vocal Music
- 10 Music Technology
- 8 Theatre Performance
- 6 Instrumental Music
- 4 Technical Theatre
- 3 Film/TV

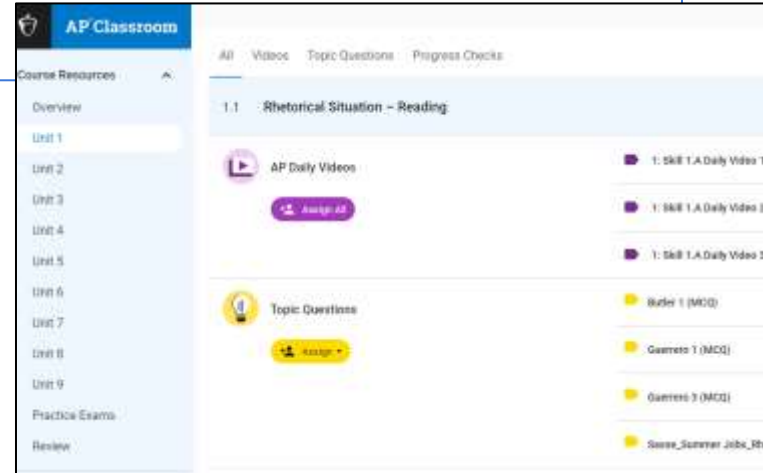
## 2024-2025 School Year: 61 Students Total

- 19 Vocal Music
- 9 Music Technology
- 13 Theatre Performance
- 7 Instrumental Music
- 5 Technical Theatre
- 8 Film/TV



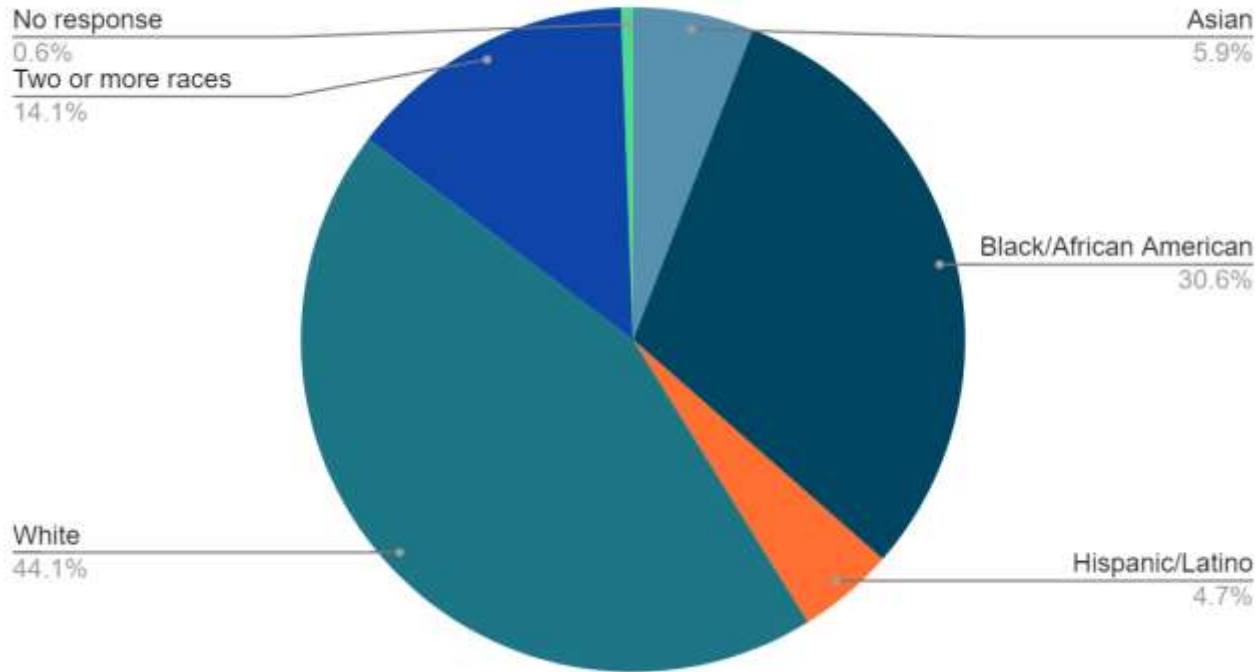
# Advanced Placement Enrollment Data

- **2022-2023 School Year:**
  - 95 King's Fork High School
  - 102 Lakeland High School
  - 229 Nansemond River High School
  - 426 Division
- **2023-2024 School Year:**
  - 106 King's Fork High School
  - 104 Lakeland High School
  - 260 Nansemond River High School
  - 470 Division
- **2024-2025 School Year:**
  - 102 King's Fork High School
  - 110 Lakeland High School
  - 308 Nansemond River High School
  - 520 Division



# Advanced Placement Test Taker Demographics

AP Test Taker Ethnicity



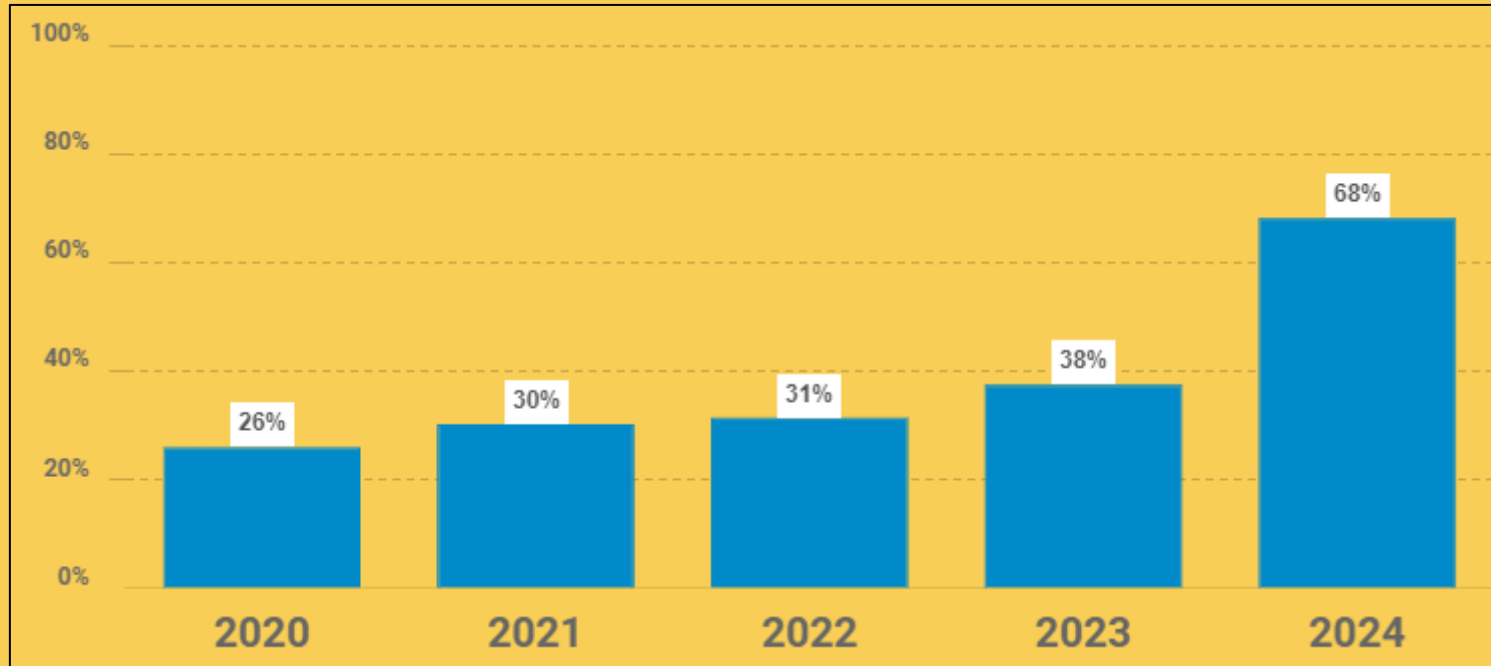
**AP Test Taker Gender: 61.2% Female; 37.6% Male; 1.2% Another**

# Advanced Placement Exam Data

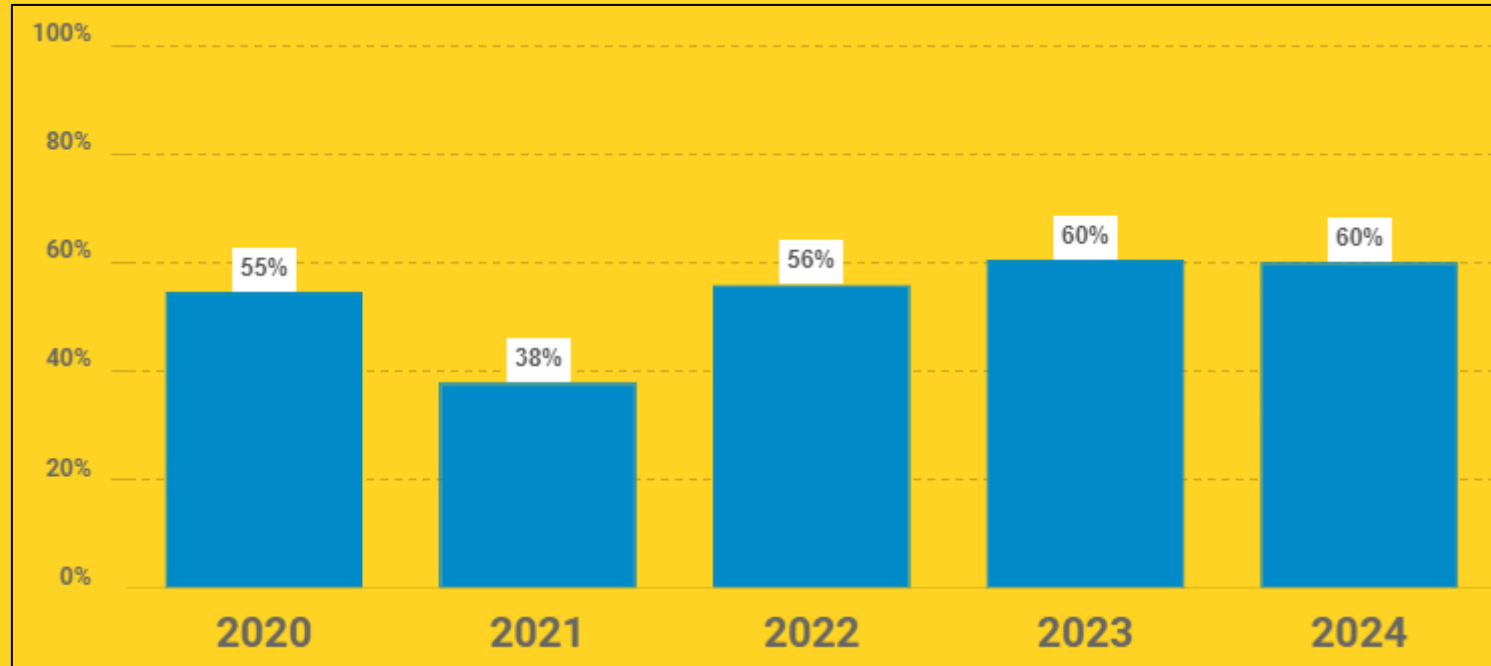
School	Students Enrolled in AP Classes 2024-25	Students Enrolled in AP Classes 2023-24	AP Exams Taken 2024	AP Exams Taken 2023
King's Fork High School	102	95	33	36
Lakeland High School	110	102	76	68
Nansemond River High School	156 students 308 (multiple AP classes)	229	149/272	159
Division	520	426	258	263

**7.1% decrease in students taking the exam from the previous year**

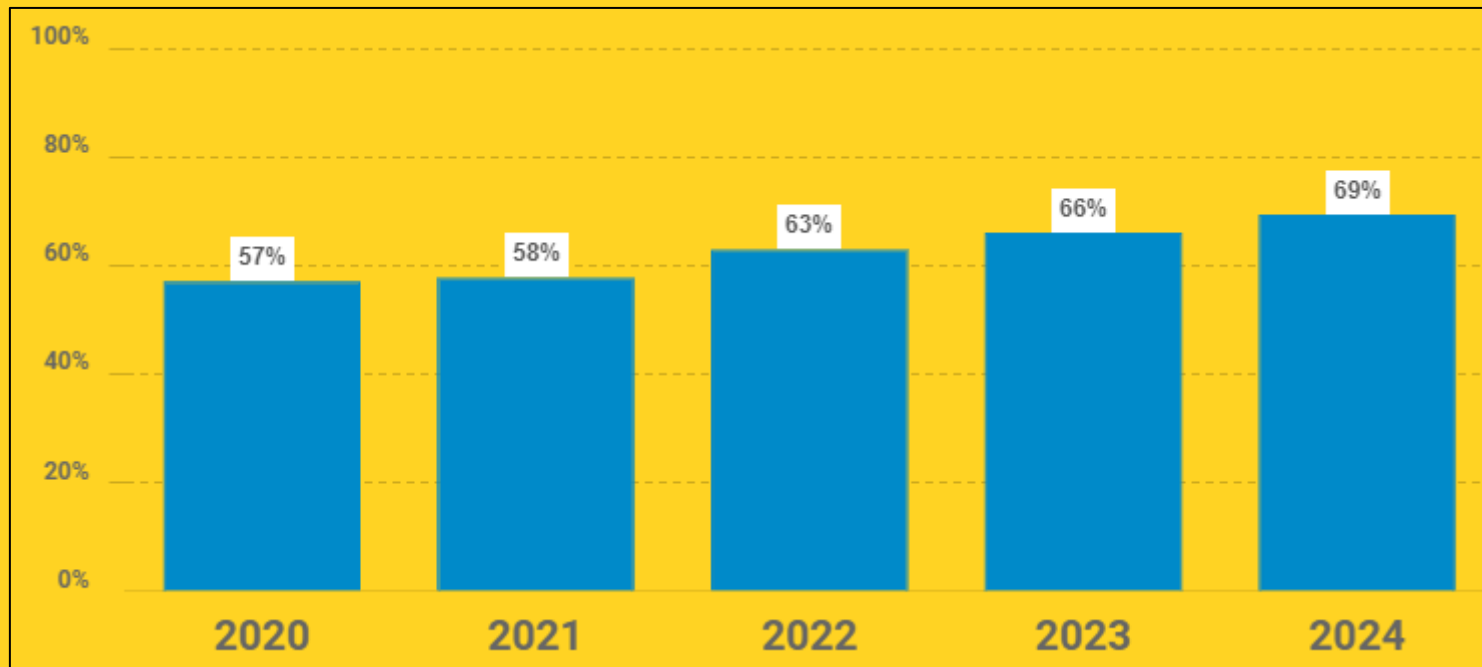
# King's Fork High School 5 Year Score Summary (3+)



# Lakeland High School 5 Year Score Summary (3+)



# Nansemond River High School 5 Year Score Summary (3+)





# Advanced Placement Courses Offered 2024-2025

<b>Course</b>	<b>KFHS</b>	<b>LHS</b>	<b>NRHS</b>
<b>AP World History</b>	✓	✓	✓
<b>AP Biology</b>	Online	✓	Online
<b>AP Calculus AB</b>	Online	Online	✓
<b>AP Calculus BC</b>		Online	Online
<b>AP Chemistry</b>		✓	✓
<b>AP Government &amp; Politics</b>	✓	Online	✓
<b>AP Language and Composition</b>	✓	✓	✓
<b>AP Physics</b>	Online	Online	✓
<b>AP Language</b>	✓		

# Advanced Placement Courses Offered 2024-2025

<b>Course</b>	<b>KFHS</b>	<b>LHS</b>	<b>NRHS</b>
<b>AP Psychology</b>	✓	Online	✓
<b>AP Statistics</b>	Online	Online	✓
<b>AP US History</b>	✓	✓	✓
<b>AP Computer Science Principles</b>	✓	Online	✓
<b>AP Literature and Composition</b>	✓	Online	✓
<b>AP Art History</b>		✓	
<b>AP Environmental Science</b>	Online	Online	Online
<b>AP European History</b>			
<b>AP Pre-Calculus</b>			✓

## Virtual Virginia and Face-to-Face AP Enrollment 24-25

KFHS		LHS		NRHS	
VVA	F2F	VVA	F2F	VVA	F2F
6	86	61	48	23	262

## Virtual Virginia and Face-to-Face AP Enrollment 23-24

KFHS		LHS		NRHS	
VVA	F2F	VVA	F2F	VVA	F2F
9	97	12	92	36	224

# PSAT NMSQT and AP Exam Data

	PSAT NMSQT 23-24		Advanced Placement 2024			
	10th	11th	AP Exam Takers	Total AP Exams Taken	Exams with Scores of 3, 4, or 5	% of Total AP Students with scores 3+
<b>Total</b>	<b>948</b>	<b>35</b>	<b>170</b>	<b>258</b>	<b>163</b>	
<b>KFHS</b>	<b>335</b>	<b>3</b>	<b>22</b>	<b>33</b>	<b>25</b>	<b>68.18%</b>
<b>LHS</b>	<b>222</b>	<b>4</b>	<b>50</b>	<b>76</b>	<b>42</b>	<b>60.0%</b>
<b>NRHS</b>	<b>391</b>	<b>28</b>	<b>98</b>	<b>149</b>	<b>96</b>	<b>69.39%</b>

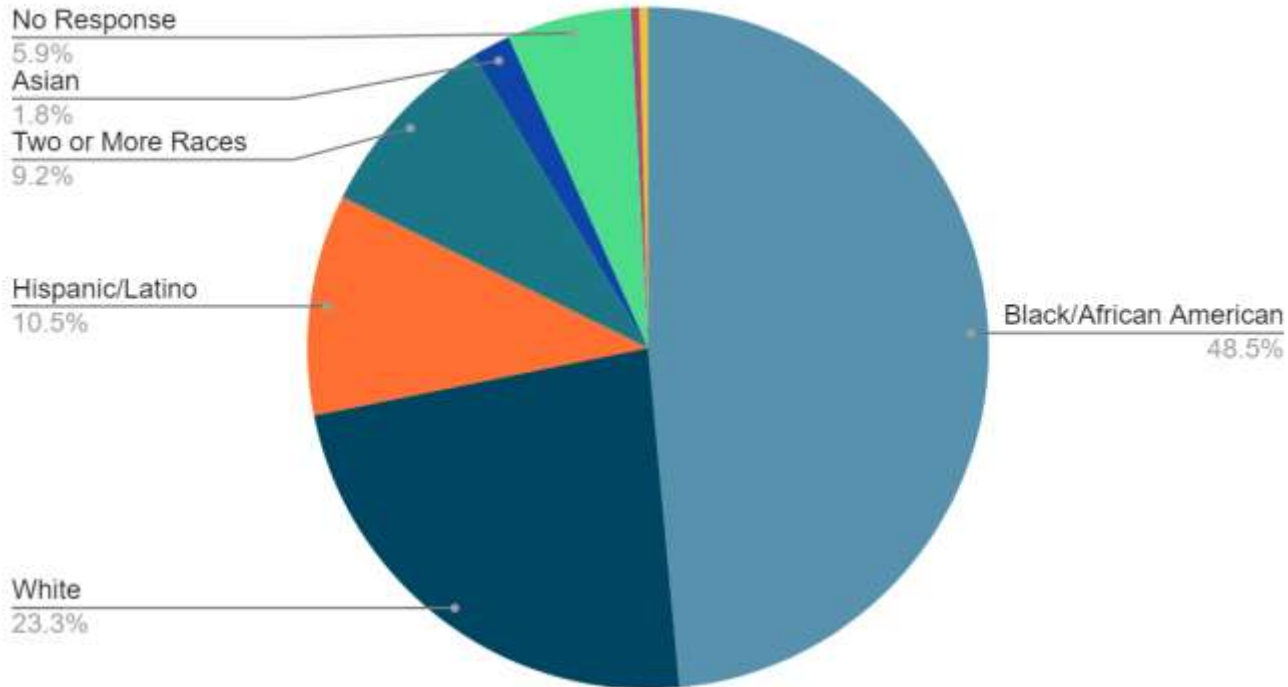
# PSAT 8/9 Data

<b>PSAT NMSQT 23-24</b>		
	<b>10th</b>	<b>11th</b>
<b>Total</b>	<b>948</b>	<b>35</b>
<b>KFHS</b>	<b>335</b>	<b>3</b>
<b>LHS</b>	<b>222</b>	<b>4</b>
<b>NRHS</b>	<b>391</b>	<b>28</b>

<b>PSAT 8/9 23-24</b>	
<b>Total</b>	<b>940</b>
<b>CFCMS</b>	<b>222</b>
<b>FGMS</b>	<b>118</b>
<b>JFKMS</b>	<b>170</b>
<b>JYMS</b>	<b>163</b>
<b>KFMS</b>	<b>267</b>

# PSAT NMSQT 2024 Test Taker Demographics

PSAT NMSQT Test Taker Ethnicity



**PSAT NMSQT Test Taker Gender: 50.5% Female; 49.3% Male; .2% Another**

# College Board Recognitions

**\*AP Scholars (score 3 or higher on at least three AP Exams)**

**\*AP Scholars With Honor (average score of 3.25 on all AP Exams and 3 or higher on four or more exams)**

**\*AP Scholars With Distinction (average score of 3.5 on all AP Exams and 3 or higher on five or more exams )**

<b>School</b>	<b>AP Scholars With Honors 2024</b>	<b>AP Scholars 2024</b>	<b>AP Scholars With Honors 2023</b>	<b>AP Scholars 2023</b>
<b>KFHS</b>	<b>1</b>	<b>4</b>		<b>2</b>
<b>LHS</b>	<b>1</b>	<b>8</b>	<b>1</b>	<b>6</b>
<b>NRHS**</b>	<b>7</b>	<b>9</b>	<b>4</b>	<b>9</b>

**\*\*NRHS has one student who holds the AP Scholar with Distinction honor**

# 2024-2025 Areas of Focus for Advanced Instruction

- **Advanced Instruction Information Night to highlight district opportunities and provide an opportunity for interactive discussion.**
- **Continued expansion of advanced high school offerings, including increased enrollment in dual credit, college-level courses.**
- **Equity in gifted services and Advanced Instruction:**
  - **A new fall open referral period in addition to the spring open referral period.**
  - **Staff professional development provided by Gifted Specialists on referring students for gifted services.**
  - **Promotion of AP and dual enrollment courses to students with lower participation in these opportunities (to include ELL students).**
  - **Utilize PSAT AP Potential Letters for all 10th and 8th grade students.**
  - **College Board BigFuture Career Insights to promote course alignment with careers.**
- **Ongoing professional development opportunities (College and career readiness; equity and access, etc.) for counselors, administrators and teachers.**
- **Specialty Program skills development symposium session (January 2025)**



# College Board National Recognition Program Awards 2024

**Nine students earned Academic Honors from College Board's National Recognition Program:**

- **Essence Bowie, Nansemond River HS (NAARA)**
- **David Davenport, Nansemond River HS (NAARA)**
- **Sydney Dupart, Lakeland HS (NAARA)**
- **Leila Ertekin, Lakeland HS (NAARA)**
- **Grant Gipson, Nansemond River HS (NAARA)**
- **Mariah Marks, King's Fork HS (NAARA)**
- **Lotus McConnell, Lakeland HS (First Generation)**
- **Charis Prosser, Nansemond River HS (NAARA)**
- **Aira Shinaba, Nansemond River HS (NAARA)**

**Award Key: National African American Recognition Award (NAARA), National Hispanic Recognition Award (NHRA), National Rural and Small Town Award (NRSTA).**

# Dual Enrollment Data

## 2022-2023 School Year:

- 24 King's Fork High School
- 44 Lakeland
- 68 Nansemond River

Total 136 students

## 2023-2024 School Year:

- 16 King's Fork High School
- 41 Lakeland
- 61 Nansemond River
- 78 CCAP (Early Childhood, Welding, EMT)

Total 196 students

## 2024-2025 School Year:

- 25 King's Fork High School
- 73 Lakeland
- 99 Nansemond River (VA Teach Students included)
- 164 CCAP (Early Childhood, Welding, EMT) - 82 LHS; 82 NRHS

Total 361 students





SUFFOLK  
PUBLIC SCHOOLS

#SPSCreatesAchievers

Questions?

#SPSCreatesAchievers



Suffolk Public Schools



SUFFOLK  
PUBLIC SCHOOLS

#SPSCreatesAchievers

# Gifted & Advanced Instruction Update

November 14, 2024

#SPSCreatesAchievers

