

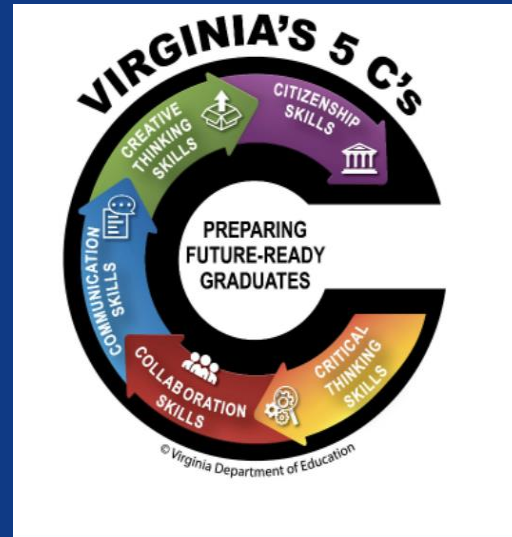


#BuildingtheBestSPS
SUFFOLK PUBLIC SCHOOLS


**Gifted & Advanced
Instruction Updates**

November 10, 2022

**Dr. Maria Lawson-Davenport
Director of Curriculum & Instruction**

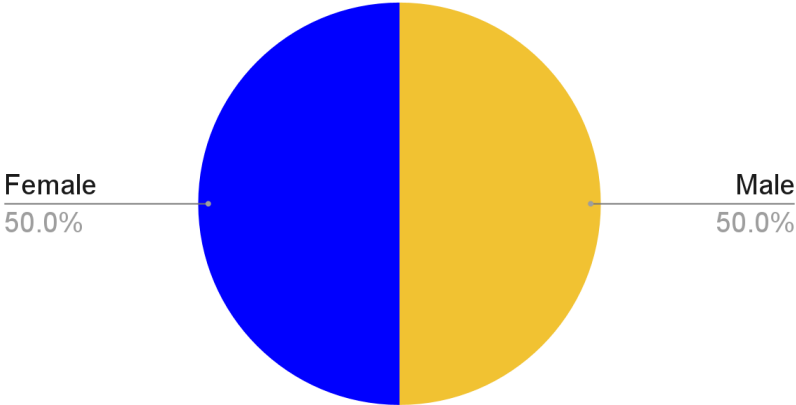


2nd Grade Screening 2021-2022

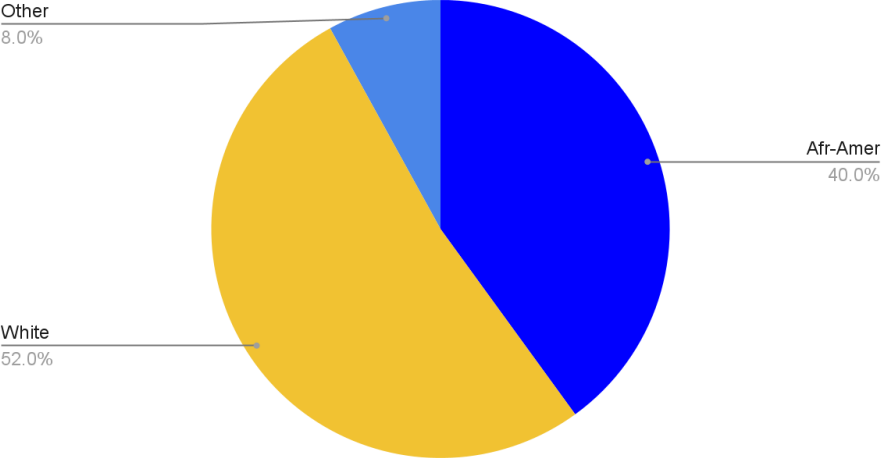
- **Second grade screening resumed this year - 1,927 students screened.**
 - **During 2021-2022 SY**
 - **149 found eligible**
 - **59% Male; 41% Female**
 - **53% White; 6% Asian; 41% Underrepresented Minorities (Black, Hispanic, Native American, 2 or more Races)**
- 

Gifted Student Demographics

Gender



Ethnicity



Governor's School for the Arts



2021-2022 School Year:

- **7** **King's Fork High School**
- **1** **Lakeland High School**
- **19** **Nansemond River High School**

27 Division

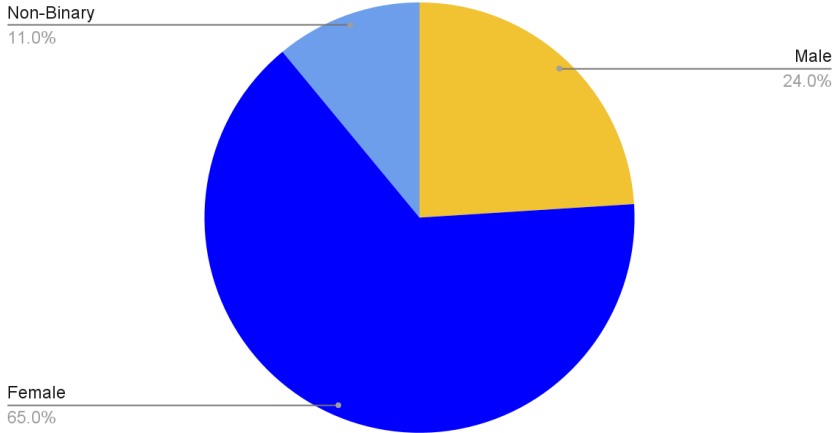
2022-2023 School Year:

- **8** **King's Fork High School**
- **3** **Lakeland High School**
- **25** **Nansemond River High School**

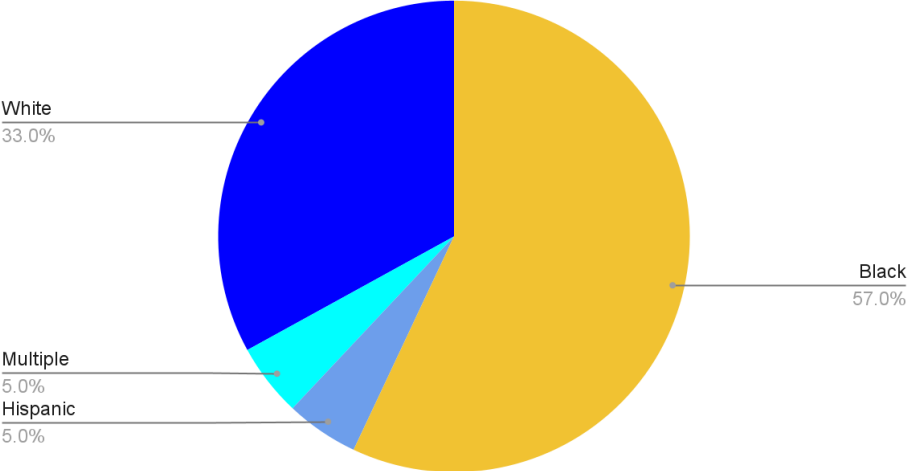
36 Division

Governor's School for the Arts Demographics

Gender



Ethnicity



International Baccalaureate

- **2021-2022 School Year:**

- **61 Pre-Diploma Students (Grade 9 & 10)**
- **45 Diploma Students (Grades 11 & 12)**
- **19 Seniors**
- **Diploma Awards (53%) (10/19)**

- **2022-2023 School Year:**

- **36 Pre-Diploma Students (9 & 10)**
- **38 Diploma Students (Grades 11 & 12)**
- **19 Seniors**



International Baccalaureate

- **2021-2022 School Year:**
 - 27 Freshmen
 - 43 Sophomores
 - 29 Juniors
 - 22 Seniors
- **2022-2023 School Year:**
 - 18 Freshmen
 - 18 Sophomores
 - 19 Juniors
 - 19 Seniors

Total IB Students 74



Project Lead the Way Engineering

2021-2022 School Year:

- 24 Freshmen
- 20 Sophomores
- 17 Juniors
- 23 Seniors

2022-2023 School Year:

- 24 Freshmen
- 20 Sophomores
- 20 Juniors
- 17 Seniors

Total 81 students



Project Lead the Way Biomedical Sciences


2021-2022 School Year:

- 17 Freshmen
- 11 Sophomores
- 13 Juniors
- 11 Seniors'

2022-2023 School Year:

- 20 Freshmen
- 18 Sophomores
- 9 Juniors
- 12 Seniors

Total 59 students



Center for Performing and Production Arts

2022-2023 School Year:

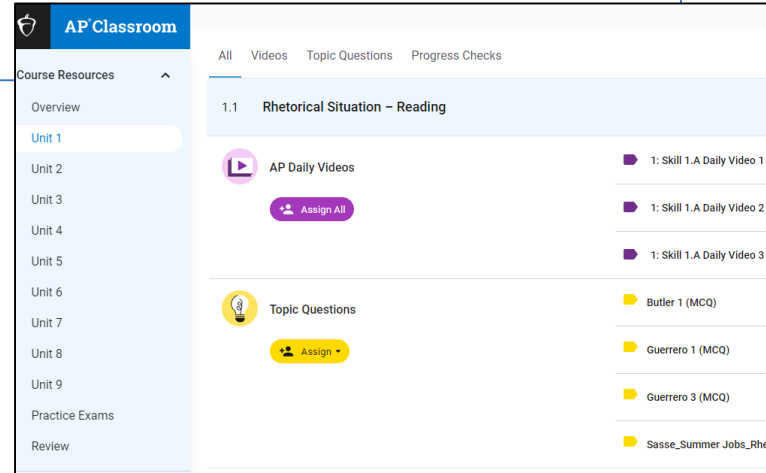
- 14 Music Technology
- 11 Vocal Music
- 9 Instrumental

Total 34 Students



Advanced Placement

- **2021-2022 School Year:**
 - 57 King's Fork High School
 - 107 Lakeland High School
 - 288 Nansemond River High School
 - 452 Division
- **2022-2023 School Year:**
 - 95 King's Fork High School
 - 102 Lakeland High School
 - 229 Nansemond River High School
 - 426 Division



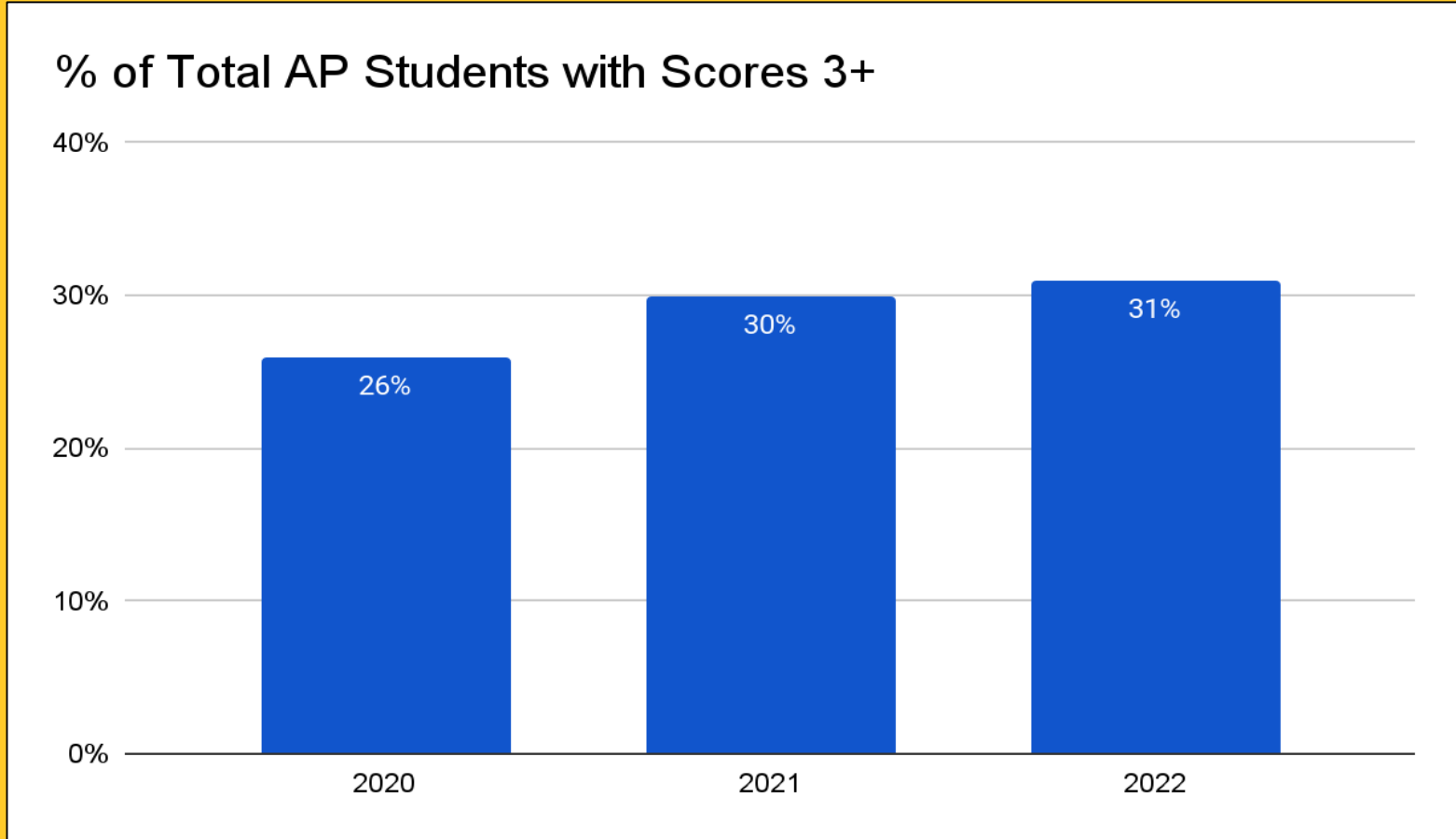


Advanced Placement Exam Results 2022

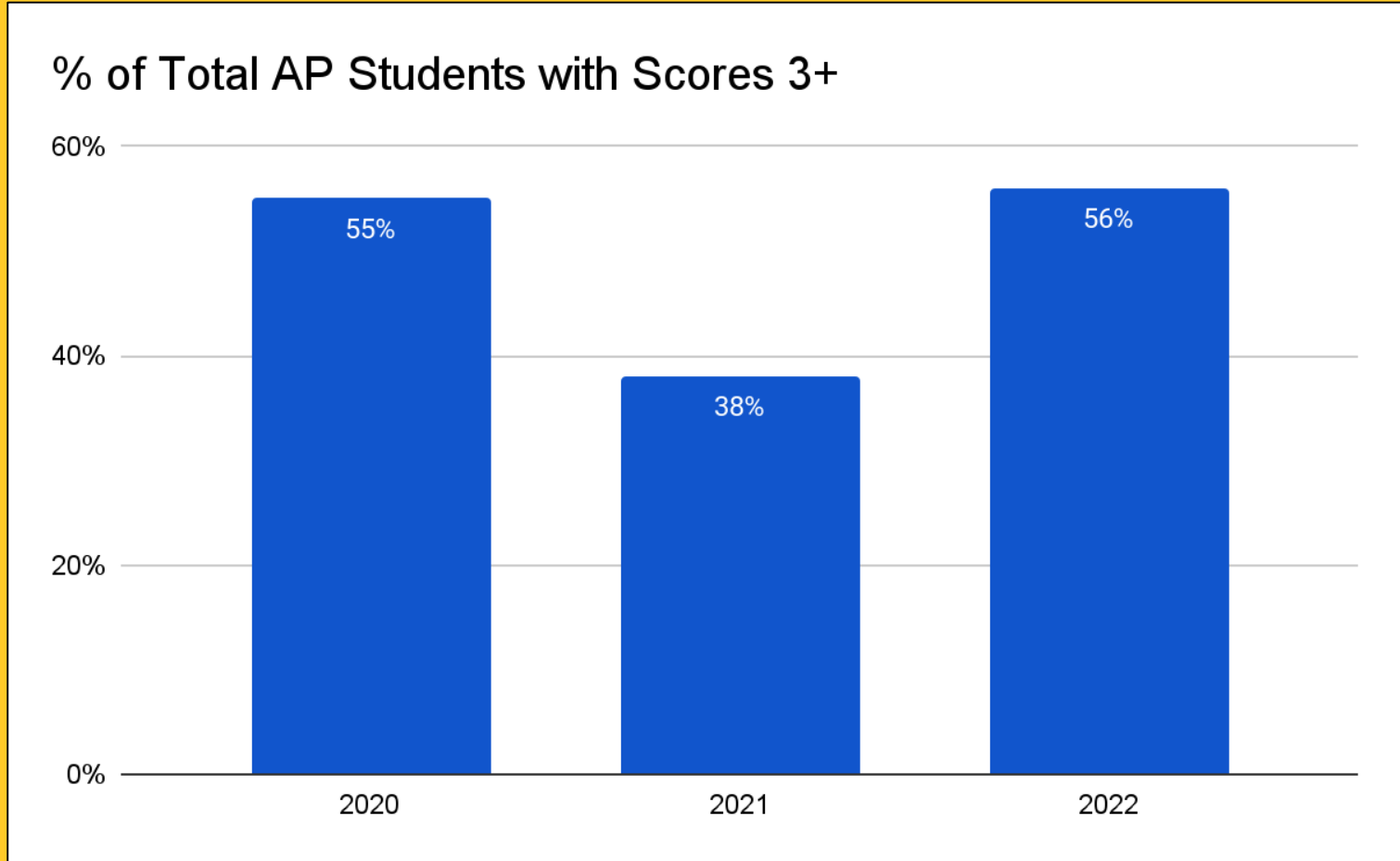
School	Students Enrolled in AP Classes	AP Exams Taken
King's Fork High School	51	61
Lakeland High School	43	64
Nansemond River High School	89	129
Division	185	256

43% of students taking exam earned a 3 or higher

King's Fork High School 3 Year Score Summary (3+)



Lakeland High School 3 Year Score Summary (3+)



Nansemond River High School 5 Year Score Summary

% of Total AP Students with Scores 3+

80%

60%

40%

20%

0%

2020

2021

2022

57%

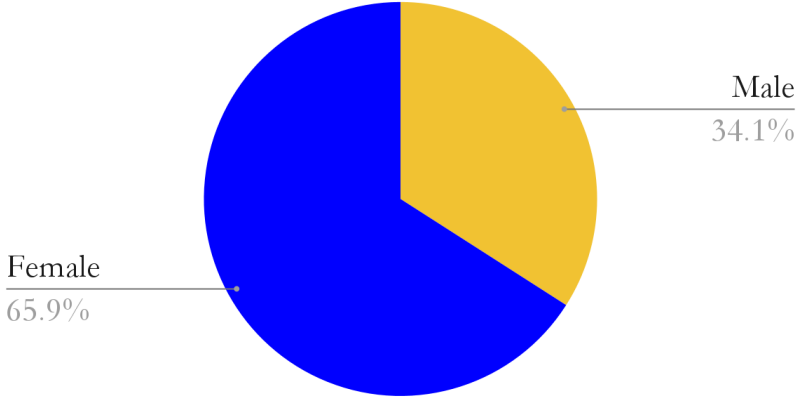
58%

63%

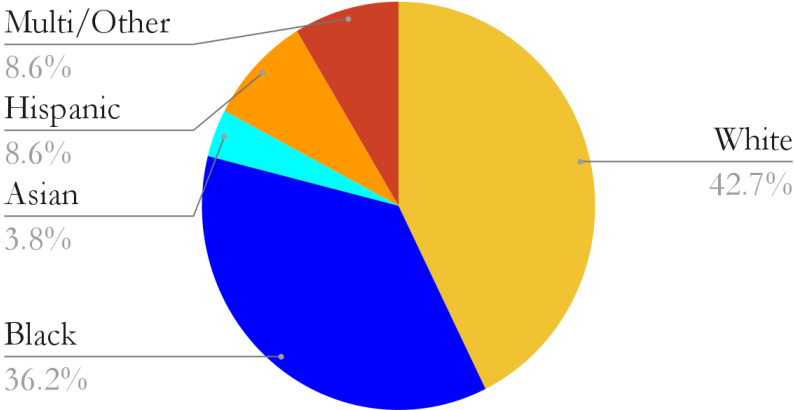


Advanced Placement Test Takers

Gender



Ethnicity



Areas of Focus for Advanced Placement

- **Continued growth of advanced high school offerings, including expanded enrollment in college-level courses**
- **Equity in gifted services and advanced instruction**
 - Professional development on identification of students from underrepresented populations
 - Promotion of AP and dual enrollment courses to students from underrepresented populations
 - Utilize PSAT AP Potential Letters for all 10th grade students
- **Professional development on equity and access from College Board (October 25, 2022)**

Dual Enrollment

2021-2022 School Year:

- 13 King's Fork High School
- 68 Lakeland
- 72 Nansemond River

Total 153 students




CAMP
COMMUNITY COLLEGE

2022-2023 School Year:

- 24 King's Fork High School
- 44 Lakeland
- 68 Nansemond River

Total 136 students



Questions?

